

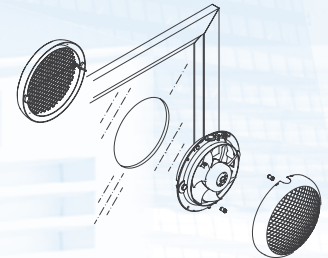


WALL OR WINDOW EXTRACT FANS

HCM-N Series

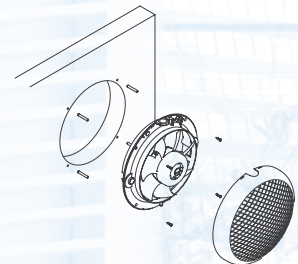


Range of axial flow fans designed to exhaust air directly to the outside. All the fans are manufactured from injection moulded plastic and fitted with automatic shutter and single phase 230V-50Hz, class B motor, thermal protection, "fuse". All the fans are class II insulation and IPX4 rated.



Mounting in glass

Maximum diameter (3 to 6 mm)
Cut hole diameter (mm)
HCM-150 N: 183 to 188
HCM-180 N: 220 to 225
HCM-225 N: 262 to 267



Mounting in walls


Cut hole diameter (mm)
HCM-150 N: 183 to 188
HCM-180 N: 220 to 225
HCM-225 N: 262 to 267

External shutter



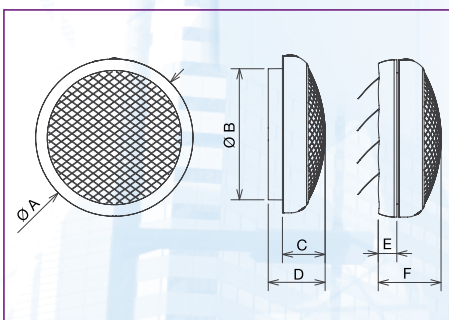
Overpressure shutter

Safety guards



Guards fitted at the inlet and outlet of the fan to prevent the entry of any foreign objects

Dimensions (mm)



Model	ØA	ØB	C	D	E	F
HCM-150 N	214	174	60	88	35	98
HCM-180 N	255	205	86	120	35	135
HCM-225 N	298	248	89	119	35	125

Easy installation

In glass using two screws to fix the inner fan assembly with the outer part.

For wall mounted installation using 4 screws to fix the inner fan assembly directly on the wall.

Accessories



REB

Electronic, single phase speed controller

Technical characteristics

Model	Speed (r.p.m.)	Maximum absorbed power (W)	Voltage (V) 50 Hz	Maximum airflow (m ³ /h)	Sound pressure level* (dB(A))	Weight (kg)
HCM-150 N	1900	25	230	400	40	0,9
HCM-180 N	2000	24,8	230	600	41	1,7
HCM-225 N	1700	40	230	900	45	1,8

* Sound pressure level measured at 1,5 m, at the inlet side, in free field.

